Bijlage 7: *Uitgangspunt voor opstellen PvA gebiedsgerichte aanpak Zuid-Holland (versie d.d. 15-11-2019)*

Bijlage 7: *input voor opstellen PvA gebiedsgerichte aanpak Zuid-Holland (versie d.d. 15-11-2019)*

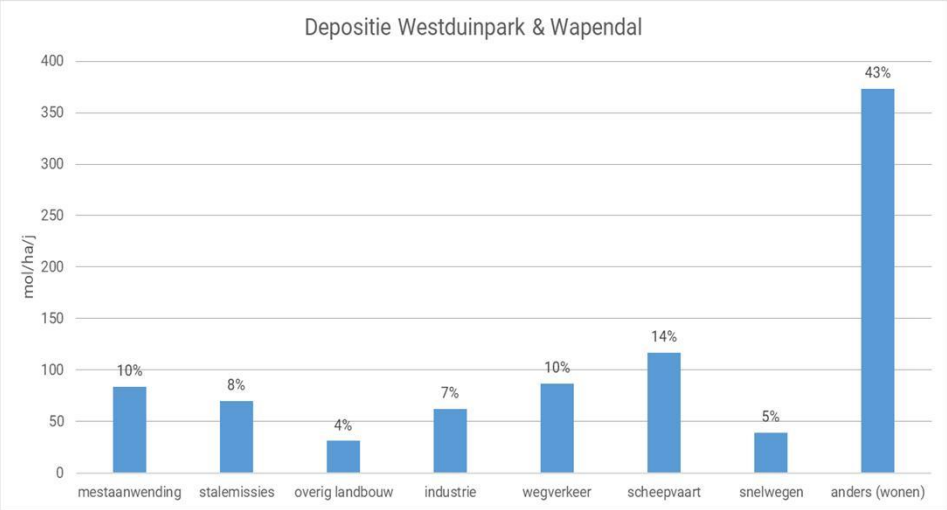

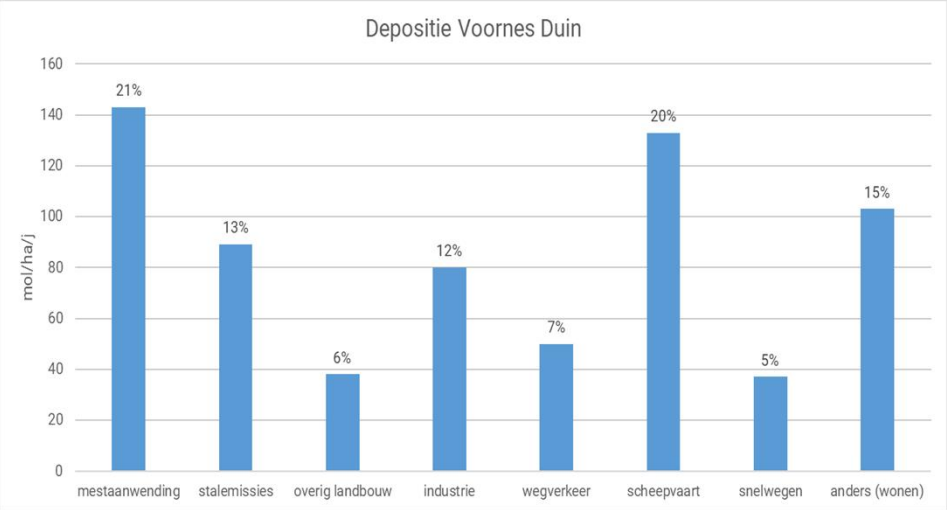

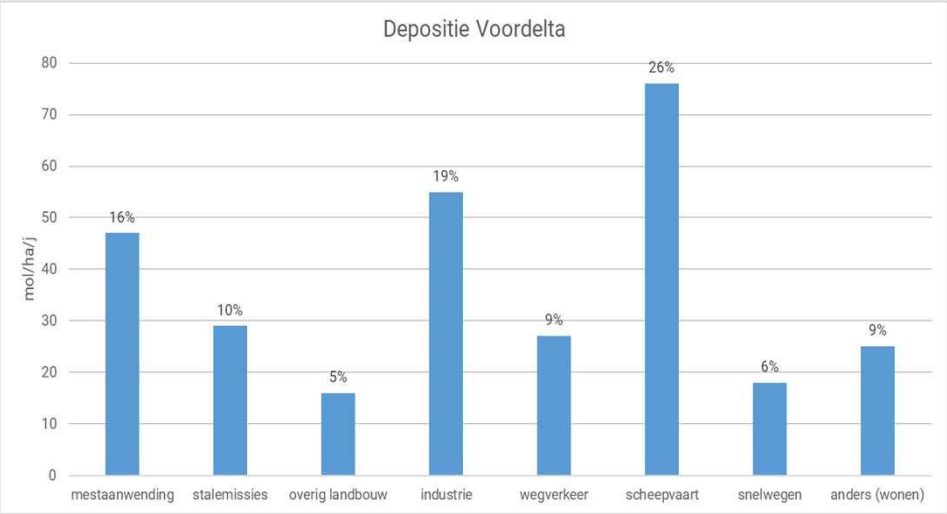

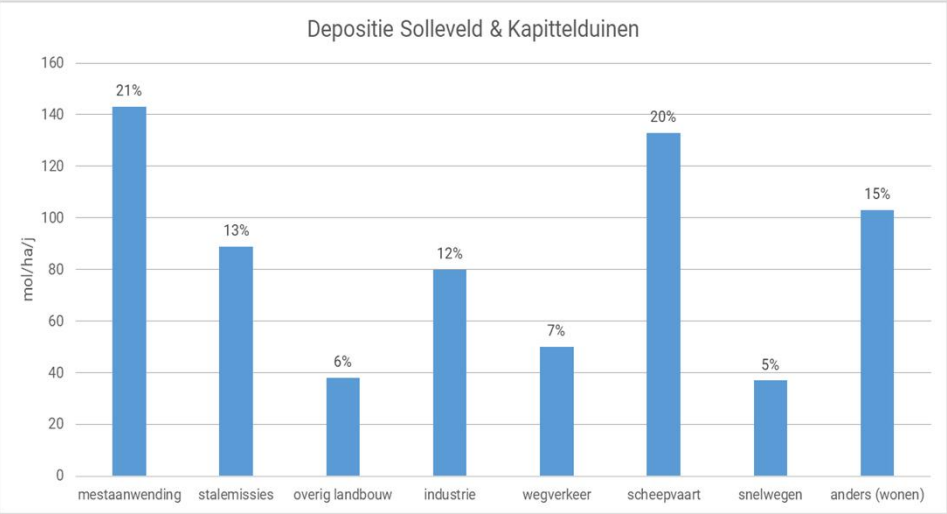

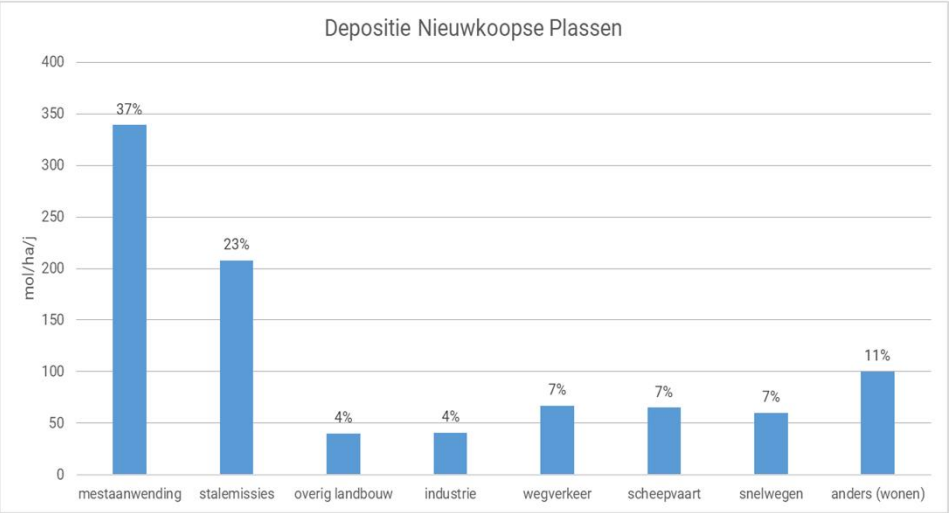
Depositie Nieuwkoopse Plassen
mol/ha/j
400
350
300
250
200
150
100
50
0
37%
23%
4%
4%
7%
7%
7%
11%
mestaanwending
stalemissies
overig landbouw
industrie
wegverkeer
scheepvaart
snelwegen
anders (wonen)

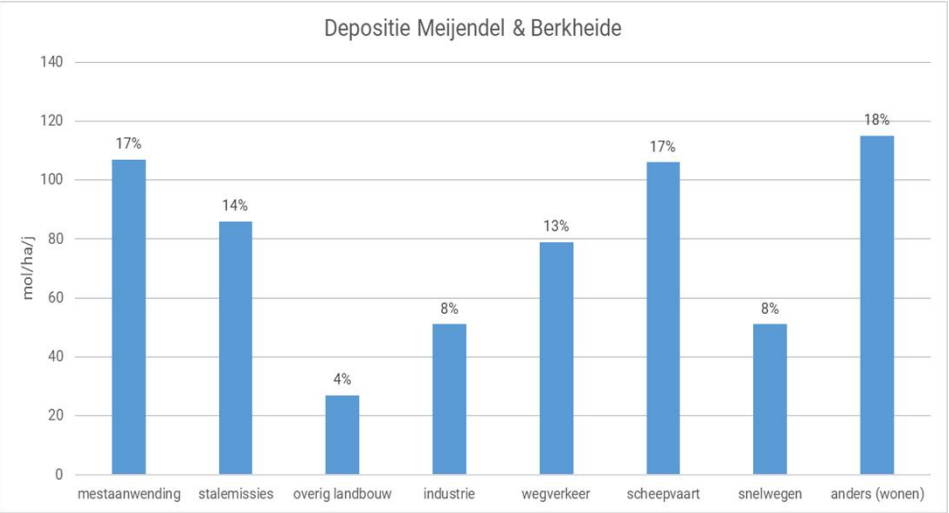
Depositie Meijendel & Berkheide
mol/ha/j
140
120
100
80
60
40
20
0
17%
14%
4%
8%
13%
17%
8%
18%
mestaanwending
stalemissies
overig landbouw
industrie
wegverkeer
scheepvaart
snelwegen
anders (wonen)

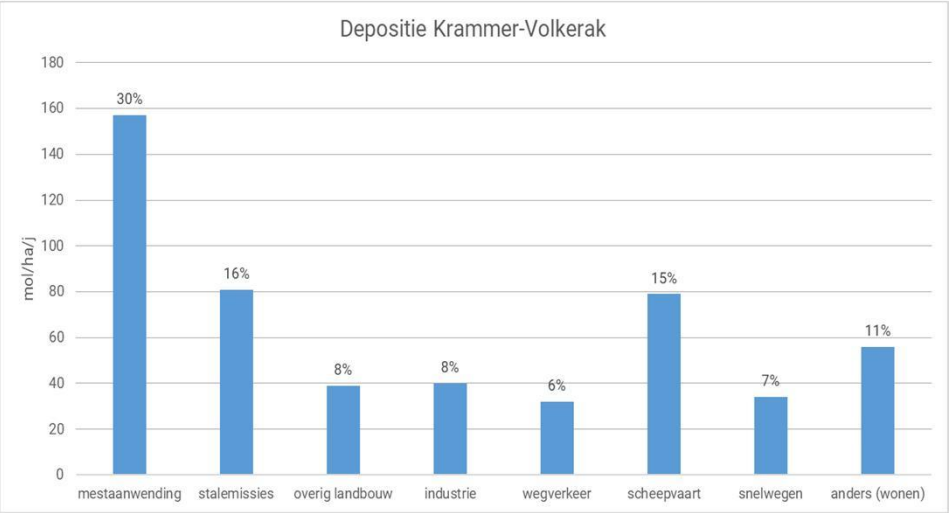
Depositie Krammer-Volkerak
mol/ha/j
180
160
140
120
100
80
60
40
20
0
30%
16%
8%
8%
6%
15%
7%
11%
mestaanwending
stalemissies
overig landbouw
industrie
wegverkeer
scheepvaart
snelwegen
anders (wonen)

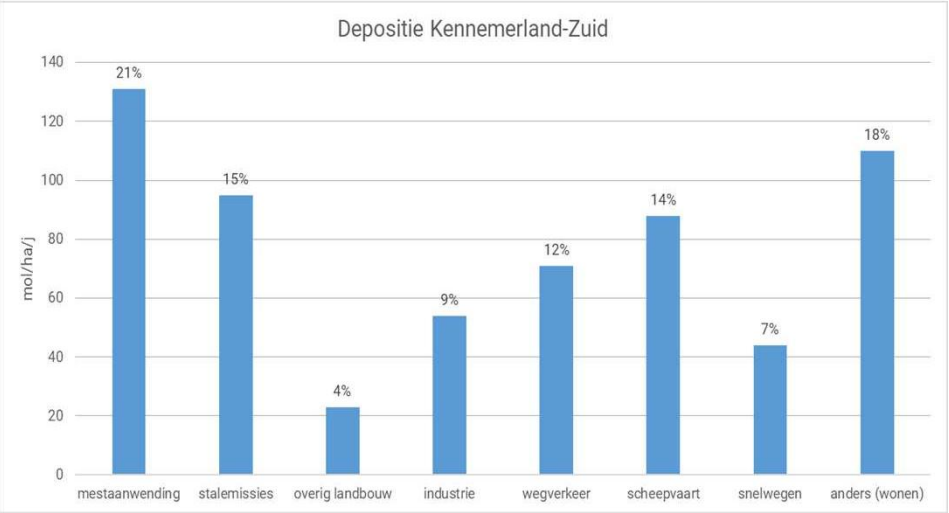
Depositie Kennemerland-Zuid
mol/ha/j
140
120
100
80
60
40
20
0
21%
15%
4%
9%
12%
14%
7%
18%
mestaanwending
stalemissies
overig landbouw
industrie
wegverkeer
scheepvaart
snelwegen
anders (wonen)

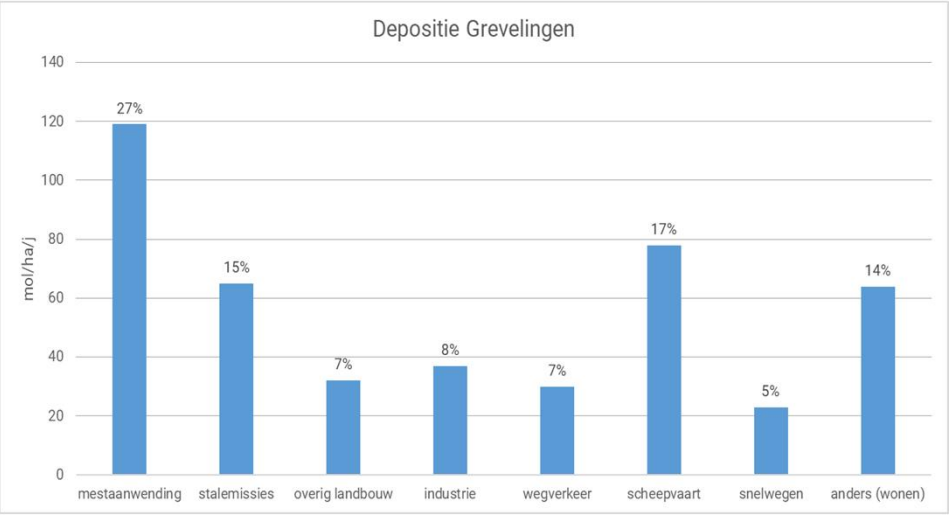
Depositie Grevelingen
mol/ha/j
0
20
40
60
80
100
120
140
27%
15%
7%
8%
7%
17%
5%
14%
mestaanwending
stalemissies
overig landbouw
industrie
wegverkeer
scheepvaart
snelwegen
anders (wonen)

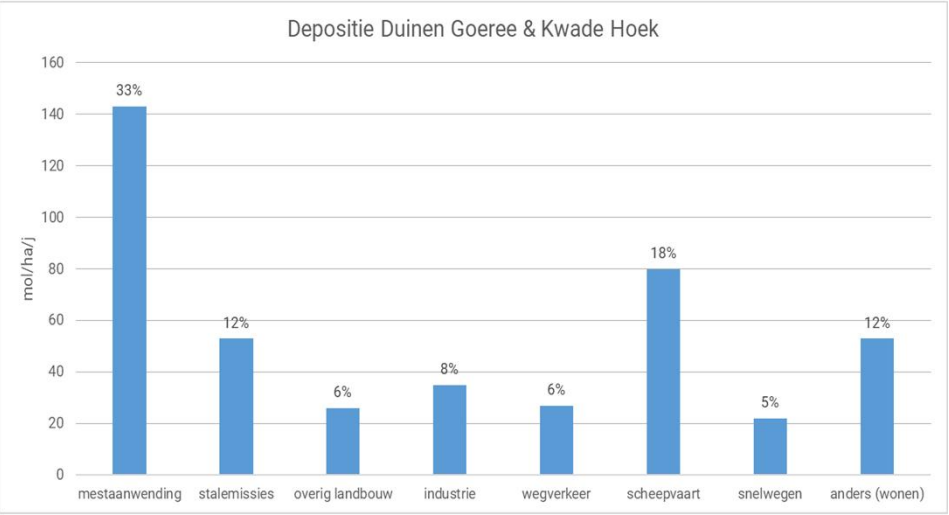
Depositie Duinen Goeree & Kwade Hoek
mol/ha/j
0
20
40
60
80
100
120
140
160
33%
12%
6%
8%
6%
18%
5%
12%
mestaanwending
stalemissies
overig landbouw
industrie
wegverkeer
scheepvaart
snelwegen
anders (wonen)

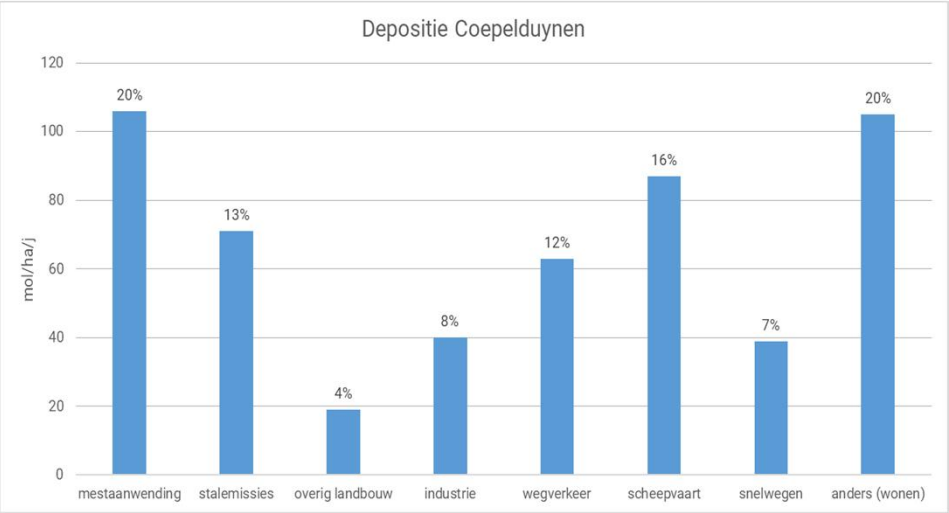
Depositie Coepelduynen
mol/ha/j
0
20
40
60
80
100
120
20%
13%
4%
8%
12%
16%
7%
20%
mestaanwending
stalemissies
overig landbouw
industrie
wegverkeer
scheepvaart
snelwegen
anders (wonen)

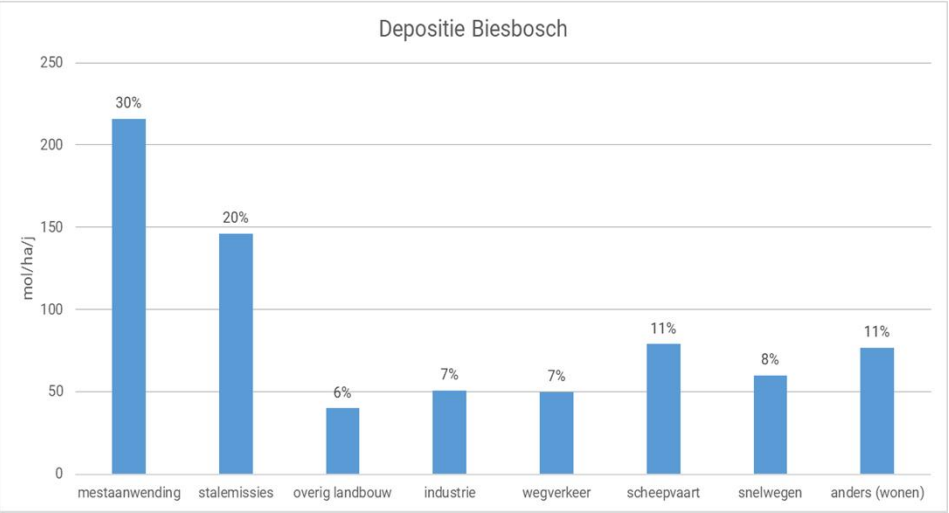
Depositie Biesbosch
mol/ha/j
0
50
100
150
200
250
30%
20%
6%
7%
7%
11%
8%
11%
mestaanwending
stalemissies
overig landbouw
industrie
wegverkeer
scheepvaart
snelwegen
anders (wonen)